



An agency of the Government of Ontario

Yield declaration worksheet 2022 soybeans-tofu

Agricorp ID:

Customer name:

Total acres:

Landlord (if applicable):

Total guaranteed production:

Sharecropper (if applicable):

Date:

Your share:

Note: To ensure the integrity of the Production Insurance program, Agricorp randomly selects yields for verification against accidental or willful misrepresentation. At a later date, we may review your yield declaration to verify the yield you reported. Keep this worksheet and all your bin measurements, settlement statements, receipts, and other supporting documents for at least six years.

Record your yield of soybeans-tofu

Please use pen only	Soybeans-tofu Dry yield in bushels*	
	Sold on contract	Entered crusher market due to insured peril
Crop sold and crop stored at an elevator (not yet sold)		
Crop stored in round bins		
Crop stored in square bins		
Crop stored in wagons (e.g., for seed)		
Report these totals to Agricorp:		

*To convert tonnes to standard bushels, multiply the number of tonnes by 36.744. To convert pounds to standard bushels, divide the number of pounds by 60.

Call Agricorp

When you have finished calculating your yield, call Agricorp at 1-888-247-4999. The final date to report your yield is **December 15, 2022**

Please be ready to answer the following questions:

1. How does this yield compare to your yields in recent years? (check one):

Above average Average Below average

2. If your yield is below average, what was the cause of loss? _____

3. How many acres did you harvest? _____

4. On what date did you finish the harvest? _____ mm _____ dd _____ yyyy

5. Are any acres unharvested? _____

6. What was your yield per acre? _____


7. If you have on farm storage, did you obtain sample test weights? _____


Note: Each year you build an average farm yield that reflects your production potential. Agricorp uses the yield you report to update this average. For customers who do not report their yield, Agricorp may substitute a yield value to establish the customer's average farm yield for 2023. Protect the equity you have built in your average farm yield by reporting your yield by **December 15, 2022**.

Storage measurements


2022 soybeans-tofu

Please use this sheet to record storage measurements for the crop specified on the *Yield declaration worksheet* (see reverse). Record the measurements of crop stored in round or square bins. Please record a test weight for each bin.

 Round bins	Example	1	2	3	4	5
Circumference (C)	60.2 ft					
Height of crop, excluding upward cone (A)	14.5 ft					
Height and direction of cone (B)	6 ft, up					
Test weight	60					
Variety	Tofu					
Stored crop (in bushels)	3807					

 Square bins	Example	1	2	3	4	5
Height (H)	10 ft					
Length (L)	20 ft					
Width (W)	5 ft					
Test weight	60					
Variety	Tofu					
Stored crop (in bushels)	800					

Estimate and record the amount of crop stored in wagons. Please include crop stored for seed. Record a test weight for each wagon.

 Wagons	Example	1	2	3	4	5
Test weight	60					
Variety	Tofu					
Estimated stored crop (in bushels)	480					

Version française disponible

Please keep this document for your records.