

Yield declaration worksheet

Organic winter spelt

Agricorp ID:

Customer name:

Total acres:

Landlord (if applicable):

Program year:






Sharecropper (if applicable):

Date:

Your share:

Note: To ensure the integrity of the Production Insurance program, Agricorp randomly selects yields for verification against accidental or willful misrepresentation. At a later date, we may review your yield declaration to verify the yield you reported. Keep this worksheet and all your bin measurements, settlement statements, receipts, and other supporting documents for at least six years.

Record your yield of organic winter spelt

Please use pen only	Organic winter spelt Dry yield in kilograms			
	Grades 1 and 2	Grade 3	Feed grade	Other
 Crop sold and crop stored at an elevator (not yet sold)				
 Crop fed to livestock				
 Crop stored in round bins				
 Crop stored in square bins				
 Crop stored in wagons (e.g., for seed)				
Report these totals to Agricorp:				

Call Agricorp

When you have finished calculating your yield, simply call Agricorp at 1-888-247-4999. The final date to report your yield is **September 1**.

Please be ready to answer the following questions:

1. How does this yield compare to your yields in recent years? (check one):

Above average Average Below average

2. If your yield is below average, what was the cause of loss? _____

3. How many acres did you harvest? _____

Total

4. On what date did you finish the harvest?

 mm dd yyyy

5. Are any acres not harvested? _____

6. What was your yield per acre? _____


7. If you have on farm storage, did you obtain a sample test weight? _____


Note: Each year you build an average farm yield that reflects your production potential. Agricorp uses the yield you report to update this average. For customers who do not report their yield, Agricorp may substitute a yield value to establish the customer's average farm yield for the following year. Protect the equity you have built in your average farm yield by reporting your yield by September 1.

Storage measurements


Organic winter spelt

Please use this sheet to record storage measurements for the crop specified on the *Yield declaration worksheet* (see reverse). Record the measurements of crop stored in round or square bins. For each bin, record the grade and test weight.

 Round bins	Example	1	2	3	4	5
Circumference (C)	60.2 ft					
Height of crop, excluding upward cone (A)	14.5 ft					
Height and direction of cone (B)	6 ft, up					
Test weight (lb/bu)	30					
Grade	2					
Stored crop (in bushels)	3803 bu					
Stored crop (in kilograms)	51750 kg					

 Square bins	Example	1	2	3	4	5
Height (H)	8 ft					
Length (L)	20 ft					
Width (W)	10 ft					
Test weight (lb/bu)	30					
Grade	2					
Stored crop (in bushels)	1280 bu					
Stored crop (in kilograms)	17418 kg					

Estimate and record the amount of crop stored in wagons, including crop stored for seed. For each wagon, record the grade and a test weight.

 Wagons	Example	1	2	3	4	5
Test weight (lb/bu)	30					
Grade	2					
Estimated stored crop (bu)	225 bu					
Estimated stored crop (kg)	3062 kg					

Please keep this document for your records.