



An agency of the Government of Ontario

Yield declaration worksheet

Soft red winter wheat

Agricorp ID:

Customer name:

Total acres:

Landlord (if applicable):

Program year:

Sharecropper (if applicable):

Date:

Your share:

Note: To ensure the integrity of the Production Insurance program, Agricorp randomly selects yields for verification against accidental or willful misrepresentation. At a later date, we may review your yield declaration to verify the yield you reported. Keep this worksheet and all your bin measurements, settlement statements, receipts, and other supporting documents for at least six years.

Record your yield of soft red winter wheat

Please use pen only	Soft red winter wheat			
	Dry yield in bushels			
	Grades 1 and 2	Grade 3*	Feed grade*	Other*
Crop sold and crop stored at an elevator (not yet sold)				
Crop fed to livestock				
Crop stored in round bins				
Crop stored in square bins				
Crop stored in wagons (e.g., for seed)				
Report these totals to Agricorp:				

* Yields for wheat that is Grade 3 or lower may be reduced by a quality adjustment factor. (That adjustment increases the probability and/or size of an eligible insurance claim.)

Call Agricorp

When you have finished calculating your yield, simply call Agricorp at 1-888-247-4999. The final date to report your yield is **September 1**.

Please be ready to answer the following questions:

1. How does this yield compare to your yields in recent years? (check one):

Above average Average Below average

2. If your yield is below average, what was the cause of loss? _____

3. How many acres did you harvest? _____
Total

4. On what date did you finish the harvest?
_____ mm _____ dd _____ yyyy

5. Are any acres not harvested? _____

6. What was your yield per acre? _____


7. If you have on farm storage, did you obtain a sample test weight? _____


Note: Each year you build an average farm yield that reflects your production potential. Agricorp uses the yield you report to update this average. For customers who do not report their yield, Agricorp may substitute a yield value to establish the customer's average farm yield for the following year. Protect the equity you have built in your average farm yield by reporting your yield by September 1.

Storage measurements


Soft red winter wheat

Please use this sheet to record storage measurements for the crop specified on the *Yield declaration worksheet* (see reverse). Record the measurements of crop stored in round or square bins. For each bin, record the grade and test weight.

 Round bins	Example	1	2	3	4	5
Circumference (C)	60.2 ft					
Height of crop, excluding upward cone (A)	14.5 ft					
Height and direction of cone (B)	6 ft, up					
Test weight	60					
Grade	2					
Stored crop (in bushels)	3803 bu					

 Square bins	Example	1	2	3	4	5
Height (H)	8 ft					
Length (L)	20 ft					
Width (W)	10 ft					
Test weight	60					
Grade	2					
Stored crop (in bushels)	1280 bu					

Estimate and record the amount of crop stored in wagons, including crop stored for seed. For each wagon, record the grade and a test weight.

 Wagons	Example	1	2	3	4	5
Test weight	60					
Grade	2					
Estimated stored crop	225 bu					

Please keep this document for your records.