



An agency of the Government of Ontario

Yield declaration worksheet Canola

Agricorp ID: _____ Customer name: _____
 Total acres: _____ Landlord (if applicable): _____
 Program year: _____ Sharecropper (if applicable): _____
 Date: _____ Your share: _____

Note: To ensure the integrity of the Production Insurance program, Agricorp randomly selects yields for verification against accidental or willful misrepresentation. At a later date, we may review your yield declaration to verify the yield you reported. Keep this worksheet and all your bin measurements, settlement statements, receipts, and other supporting documents for at least six years.

Record your yield of canola

Please use pen only	Canola* Dry yield in pounds**
Crop sold and crop stored at elevator (not yet sold)	
Crop stored in round bins	
Crop stored in square bins	
Crop stored in wagons (e.g., for seed)	
Report this total to Agricorp:	

* Canola crops include spring and winter canola.
 ** To convert tonnes to pounds, multiply the number of tonnes by 2204.62.

Call Agricorp

When you have finished calculating your yield, simply call Agricorp at 1-888-247-4999. The final date to report your yield is **October 31**.

Please be ready to answer the following questions:


- How does this yield compare to your yields in recent years? (check one):
 Above average Average Below average
- If your yield is below average, what was the cause of loss? _____
- How many acres did you harvest? _____
 Total
- On what date did you finish the harvest? _____
 mm dd yyyy
- Are any acres not harvested? _____
- What was your yield per acre? _____
- If you have on farm storage, did you obtain a sample test weight? _____


Note: Each year you build an average farm yield that reflects your production potential. Agricorp uses the yield you report to update this average. For customers who do not report their yield, Agricorp may substitute a yield value to establish the customer's average farm yield for the following year. Protect the equity you have built in your average farm yield by reporting your yield by October 31.

Storage measurements


Canola

Please use this sheet to record the measurements of crop stored in round or square bins. For each bin, record a test weight.

 Round bins	Example	1	2	3	4	5
Circumference (C)	60.2 ft					
Height of crop, excluding upward cone (A)	16.5 ft					
Height and direction of cone (B)	6 ft, up					
Test weight	50					
Stored crop (lb)	213,409.54					

 Square bins	Example	1	2	3	4	5
Height (H)	8 ft					
Length (L)	20 ft					
Width (W)	10 ft					
Test weight	50					
Stored crop (lb)	64,000					

Estimate and record the amount of crop stored in wagons, including crop stored for seed. Record a test weight for each wagon.

 Wagons	Example	1	2	3	4	5
Test weight	50					
Estimated stored crop (lb)	6,500					

Please keep this document for your records.